

L4 ANSWER 1 OF 12 CAPLUS COPYRIGHT 2004 ACS on STN
AN 2003:817915 CAPLUS Full-text
DN 139:322266

TI Peptide conjugates comprising heat shock protein-binding peptide and antigenic peptide for treating infectious and malignant diseases
IN Rothman, James E.; Mayhew, Mark; Hoe, Mee H.; Houghton, Alan; Hartl, Ulrich; Ouerfelli, Ouathek; Moroi, Yoichi

PA USA

SO U.S. Pat. Appl. Publ., 62 pp.
CODEN: USXXCO

DT Patent

LA English

FAN.CNT 1

	PATENT NO.	KIND	DATE	APPLICATION NO.	DATE
PI	US 2003194409	A1	20031016	US 2002-53498	20020117
PRAI	US 2002-53498		20020117		

AB The present invention relates (i) to conjugate peptides engineered to noncovalently bind to heat shock proteins; (ii) to compns. comprising such conjugate peptides, optionally bound to heat shock protein; and (iii) to methods of using such compns. to induce an immune response in a subject in need of such treatment. It is based, at least in part, on the discovery of tethering mols. which may be used to non-covalently link antigenic peptides to heat shock proteins. The present invention also provides for methods of identifying addnl. tethers which may be comprised, together with antigenic sequences, in conjugate peptides.

IT **612480-96-3P**

RL: BSU (Biological study, unclassified); PRP (Properties); SPN (Synthetic

preparation); THU (Therapeutic use); BIOL (Biological study); PREP (Preparation); USES (Uses)

(peptide conjugates comprising heat shock protein-binding peptide and antigenic peptide for treating infectious and malignant diseases)

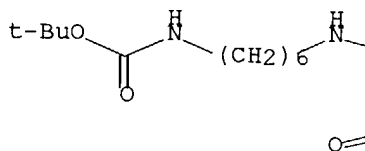
RN 612480-96-3 CAPLUS

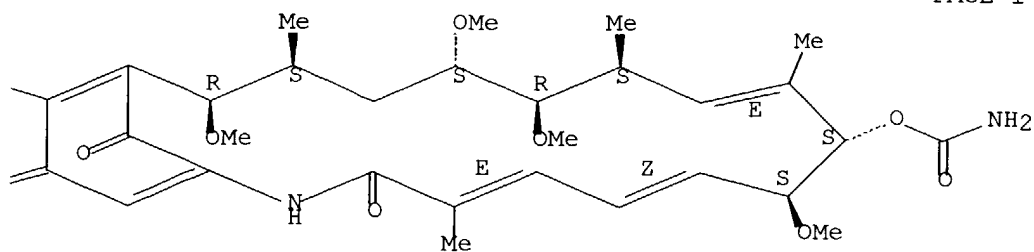
CN Geldanamycin, 17-demethoxy-17-[[6-[[[(1,1-dimethylethoxy)carbonyl]amino]hexyl]amino]-15-methoxy-11-O-methyl-, (15R)- (9CI) (CA INDEX NAME)

Absolute stereochemistry.

Double bond geometry as described by E or Z.

PAGE 1-A





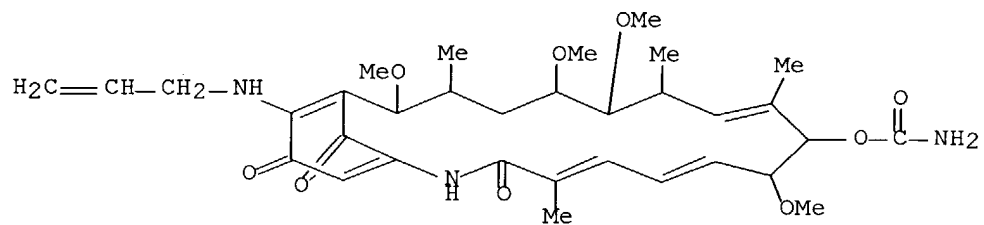
IT **94513-95-8**, 17-Allylaminoherbimycin A

RL: BSU (Biological study, unclassified); THU (Therapeutic use); BIOL (Biological study); USES (Uses)

(peptide conjugates comprising heat shock protein-binding peptide and antigenic peptide for treating infectious and malignant diseases)

RN 94513-95-8 CAPLUS

CN Geldanamycin, 17-demethoxy-15-methoxy-11-O-methyl-17-(2-propenylamino)-, (15R)- (9CI) (CA INDEX NAME)



L4 ANSWER 2 OF 12 CAPLUS COPYRIGHT 2004 ACS on STN
AN 2001:380021 CAPLUS Full-text
DN 135:174863

TI Synergistic inhibition of the glucocorticoid receptor by radicicol and benzoquinone ansamycins

AU Rosenhagen, Marcus C.; Young, Jason C.; Wochnik, Gabriela M.; Herr, Alexandra S.; Schmidt, Ulrike; Hartl, F. Ulrich; Holsboer, Florian; Rein, Theo

CS Max Planck Institute of Psychiatry, Munich, D-80804, Germany

SO Biological Chemistry (2001), 382(3), 499-504
CODEN: BICHF3; ISSN: 1431-6730

PB Walter de Gruyter GmbH & Co. KG

DT Journal

LA English

AB Radicicol (RAD) and the benzoquinone ansamycin geldanamycin (GA) are potential anticancer drugs known to inhibit heat shock protein 90 (hsp90) and, therefore, the activation of proteins dependent on its function such as proto-oncogenic kinases and nuclear receptors. Using the glucocorticoid receptor (GR) as a model system for hsp90 we analyzed the effects of RAD and various benzoquinone ansamycins. All compds. efficiently abolished GR-dependent transactivation. Surprisingly, whenever one of the ansamycins was applied in combination with RAD, synergistic inhibition of GR-dependent transcription and of hormone binding of GR was observed. In contrast, combination of two ansamycins showed no synergy. These findings suggest synergism within the hsp90 dimer and may open new ways to explore hsp90 as therapeutic target.

IT 94513-95-8, 17-Allylaminoherbimycin A

RL: BAC (Biological activity or effector, except adverse); BSU (Biological

study, unclassified); THU (Therapeutic use); BIOL (Biological study);

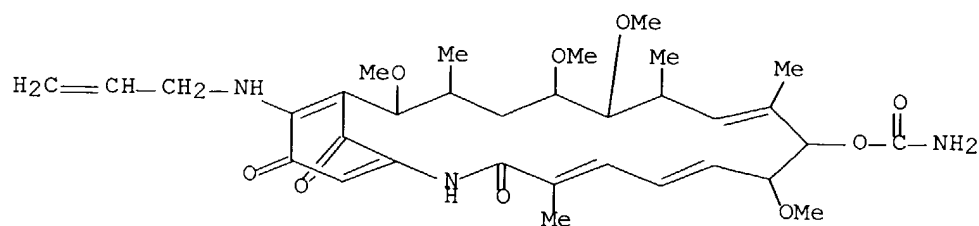
USES

(Uses)

(synergistic inhibition of glucocorticoid receptor by radicicol and benzoquinone ansamycins)

RN 94513-95-8 CAPLUS

CN Geldanamycin, 17-demethoxy-15-methoxy-11-O-methyl-17-(2-propenylamino)-, (15R)- (9CI) (CA INDEX NAME)



L4 ANSWER 3 OF 12 CAPLUS COPYRIGHT 2004 ACS on STN
 AN 2000:742091 CAPLUS Full-text
 DN 133:305587
 TI Methods and compositions using bifunctional hsp-binding derivatives for
 degradation and/or inhibition of HER-family tyrosine kinases and
 treatment
 of cancer
 IN Rosen, Neal; Kuduk, Scott D.; Danishefsky, Samuel J.; Zheng, Furzhong
 F.;
 Sepp-Lorenzino, Laura; Ouerfelli, Ouathek
 PA Sloan-Kettering Institute for Cancer Research, USA
 SO PCT Int. Appl., 21 pp.
 CODEN: PIXXD2
 DT Patent
 LA English
 FAN.CNT 1

	PATENT NO.	KIND	DATE	APPLICATION NO.	DATE
PI	WO 2000061578	A1	20001019	WO 2000-US9512	20000407
	W: AE, AG, AL, AM, AT, AU, AZ, BA, BB, BG, BR, BY, CA, CH, CN, CR, CU, CZ, DE, DK, DM, DZ, EE, ES, FI, GB, GD, GE, GH, GM, HR, HU, ID, IL, IN, IS, JP, KE, KG, KP, KR, KZ, LC, LK, LR, LS, LT, LU, LV, MA, MD, MG, MK, MN, MW, MX, NO, NZ, PL, PT, RO, RU, SD, SE, SG, SI, SK, SL, TJ, TM, TR, TT, TZ, UA, UG, US, UZ, VN, YU, ZA, ZW, AM, AZ, BY, KG, KZ, MD, RU, TJ, TM				
	RW: GH, GM, KE, LS, MW, SD, SL, SZ, TZ, UG, ZW, AT, BE, CH, CY, DE, DK, ES, FI, FR, GB, GR, IE, IT, LU, MC, NL, PT, SE, BF, BJ, CF, CG, CI, CM, GA, GN, GW, ML, MR, NE, SN, TD, TG				
	EP 1169319	A1	20020109	EP 2000-921985	20000407
	R: AT, BE, CH, DE, DK, ES, FR, GB, GR, IT, LI, LU, NL, SE, MC, PT, IE, SI, LT, LV, FI, RO				
	AU 769235	B2	20040122	AU 2000-42235	20000407
	US 2002045570	A1	20020418	US 2001-960665	20010921
PRAI	US 1999-128593P	P	19990409		
	WO 2000-US9512	W	20000407		

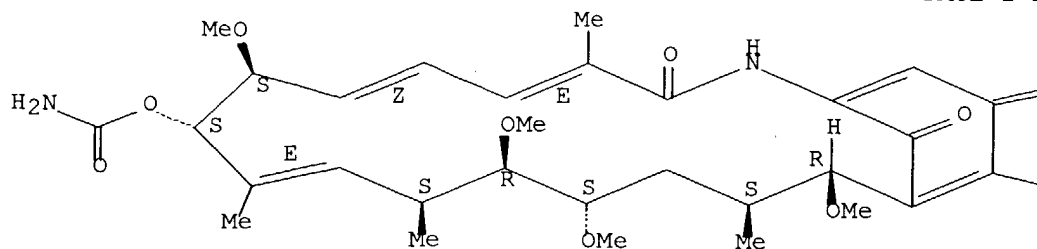
AB Bifunctional mols. comprising two hsp-binding moieties which bind to hsp90 in the pocket to which ansamycin antibiotics bind connected via a linker are effective for inducing the degradation and/or inhibition of HER-family tyrosine kinases. For example, a compound of two geldanamycin moieties joined by a four-carbon linker provides selective degradation of HER-family tyrosine kinases, without substantially affecting other kinases. These compds. can be used for treatment of HER-pos. cancers with reduced toxicity, since these compds. potently kill cancer cells but affect fewer proteins than geldanamycin. Compound preparation is described.

IT **301643-29-8P**
 RL: BAC (Biological activity or effector, except adverse); BSU (Biological study, unclassified); SPN (Synthetic preparation); THU (Therapeutic use);
 BIOL (Biological study); PREP (Preparation); USES (Uses)
 (bifunctional hsp-binding derivative for degradation and/or inhibition of
 HER-family tyrosine kinase and cancer treatment)

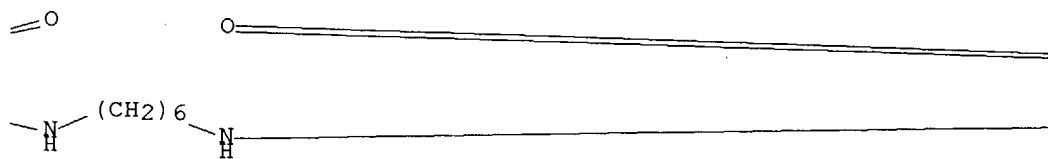
RN 301643-29-8 CAPLUS
 CN Geldanamycin, 17,17'-(1,6-hexanediyldiimino)bis[17-demethoxy-
 15-methoxy-11-O-methyl deriv., (15R)-(9CI) (CA INDEX NAME)

Absolute stereochemistry.
Double bond geometry as described by E or Z.

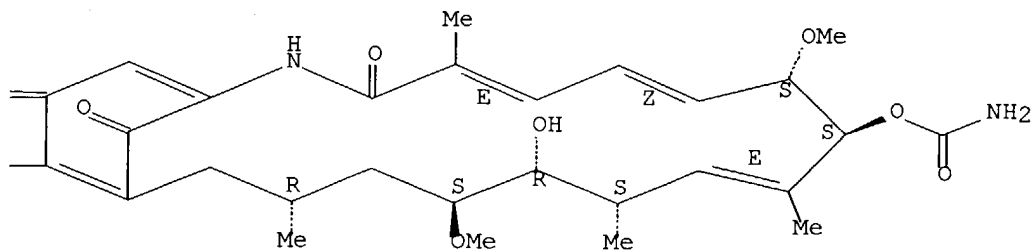
PAGE 1-A



PAGE 1-B



PAGE 1-C



RE.CNT 3 THERE ARE 3 CITED REFERENCES AVAILABLE FOR THIS RECORD
ALL CITATIONS AVAILABLE IN THE RE FORMAT

L4 ANSWER 4 OF 12 CAPLUS COPYRIGHT 2004 ACS on STN
 AN 1998:761909 CAPLUS Full-text
 DN 130:24910
 TI Preparation of ansamycin antibiotic-targeting moiety coupled compounds
 for
 destruction of selected proteins
 IN Rosen, Neal; Danishevsky, Samuel; Ouerfelli, Ouathek; Kudak, Scott D.;
 Sepp-Lorenzino, Laura
 PA Sloan-Kettering Institute for Cancer Research, USA
 SO PCT Int. Appl., 35 pp.
 CODEN: PIXXD2

DT Patent
 LA English

FAN.CNT 1

	PATENT NO.	KIND	DATE	APPLICATION NO.	DATE
PI	WO 9851702	A1	19981119	WO 1998-US9805	19980514
	W: CA, JP, US				
	RW: AT, BE, CH, CY, DE, DK, ES, FI, FR, GB, GR, IE, IT, LU, MC, NL, PT, SE				
	EP 1023315	A1	20000802	EP 1998-923415	19980514
	R: AT, BE, CH, DE, DK, ES, FR, GB, GR, IT, LI, LU, NL, SE, MC, PT, IE, FI				
	JP 2001525824	T2	20011211	JP 1998-549516	19980514
	US 6670348	B1	20031230	US 1999-403434	19991020
PRAI	US 1997-46451P	P	19970514		
	WO 1998-US9805	W	19980514		

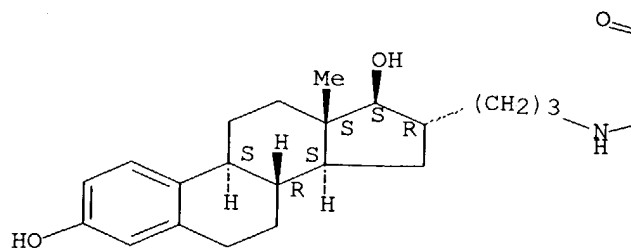
AB Compds. having an ansamycin antibiotic, or other moiety which binds to hsp90, coupled to a targeting moiety which binds specifically to a protein, receptor or marker can provide effective targeted delivery of the ansamycin antibiotic leading to the degradation of proteins and death of the targeted cells. These compns. may have different specificity than the ansamycin alone, allowing for a more specific targeting of the therapy, and can be effective in instances where the ansamycin alone has no effect. Thus, these compds. provide an entirely new class of targeted chemotherapy agents with application, depending on the nature of the targeting moiety, to treatment of a variety of different forms of cancer. Such agents can further be used to promote selective degradation of proteins associated with the pathogenesis of other diseases, including antigens associated with autoimmune disorders and pathogenic proteins associated with Alzheimer's disease. Exemplary targeting moieties which may be employed in compds. of the invention include testosterone, estradiol, tamoxifen and wortmannin.

IT **216063-94-4P**
 RL: BAC (Biological activity or effector, except adverse); BSU (Biological study, unclassified); SPN (Synthetic preparation); THU (Therapeutic use); BIOL (Biological study); PREP (Preparation); USES (Uses) (preparation of coupled targeting moiety-ansamycin antibiotic compound as chemotherapy agents)

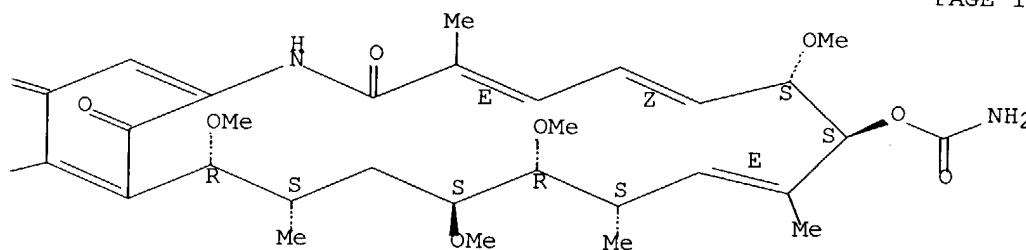
RN 216063-94-4 CAPLUS
 CN Geldanamycin, 17-demethoxy-17-[[3-[(16 α ,17 β)-3,17-dihydroxyestra-1,3,5(10)-trien-16-yl]propyl]amino]-15-methoxy-11-O-methyl-, (15R)- (9CI) (CA INDEX NAME)

Absolute stereochemistry.
Double bond geometry as described by E or Z.

PAGE 1-A



PAGE 1-B



RE.CNT 7 THERE ARE 7 CITED REFERENCES AVAILABLE FOR THIS RECORD
ALL CITATIONS AVAILABLE IN THE RE FORMAT

L4 ANSWER 6 OF 12 CAPLUS COPYRIGHT 2004 ACS on STN

AN 1994:524702 CAPLUS Full-text

DN 121:124702

TI Effects of herbimycin A and its derivatives on growth and differentiation

of Ph1-positive acute lymphoid leukemia cell lines

AU Sato, Seitetsu; Honma, Yoshio; Hozumi, Motoo; Hayashi, Yasuhide; Matsuo, Yoshinobu; Shibata, Kiyoshi; Omura, Satoshi; Hino, Ken-Ichiro; Tomoyasu, Shigeru; Tsuruoka, Nobuyoshi

CS Dep. Chemother., Saitama Cancer Cent. Res. Inst., Ina, 362, Japan

SO Leukemia Research (1994), 18(3), 221-8

CODEN: LEREDD; ISSN: 0145-2126

DT Journal

LA English

AB The mol. basis of the Philadelphia chromosome (Ph1) is a structurally altered c-abl (bcr/abl) gene which encodes an abnormally large protein with protein tyrosine kinase activity. Herbimycin A, an inhibitor of tyrosine kinase, preferentially inhibited the growth of Ph1-pos. acute lymphoid leukemia (ALL) cell lines, as well as Ph1-pos. chronic myeloid leukemia (CML) cell lines. Although noncytotoxic concns. of herbimycin A induced erythroid differentiation of two CML-derived cell lines, K562 and KU812, in a previous study, the differentiation-inducing effect of herbimycin A on Ph1-pos. ALL cell lines was less strong. Herbimycin A enhanced some differentiation-associated properties of one Ph1-pos. ALL cell line, L2, but the effect of herbimycin A on the other Ph1-pos. ALL cell lines was cytotoxic rather than cytostatic (differentiation-inducing). Several derivs. of herbimycin A were synthesized and their effects on the cell proliferation of Ph1-pos. CML and ALL cell lines were examined. The sensitivities of the Ph1-pos. cell lines to herbimycin A derivs. were different from the data on the rat kidney cell line infected with Rous sarcoma virus (v-src) derived from a previous study, suggesting bcr/abl kinase may differ in sensitivity from other tyrosine kinases. Moreover, the sensitivities of the ALL cell lines were not the same as those of the CML cell lines. These results suggest that a specific inhibitor of bcr/abl kinase could be an effective antileukemic agent against Ph1-pos. CML or ALL.

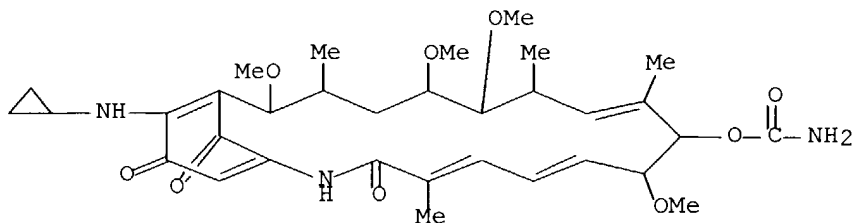
IT 94513-97-0

RL: BIOL (Biological study)

(Ph1-pos. leukemia cell inhibitory activity of)

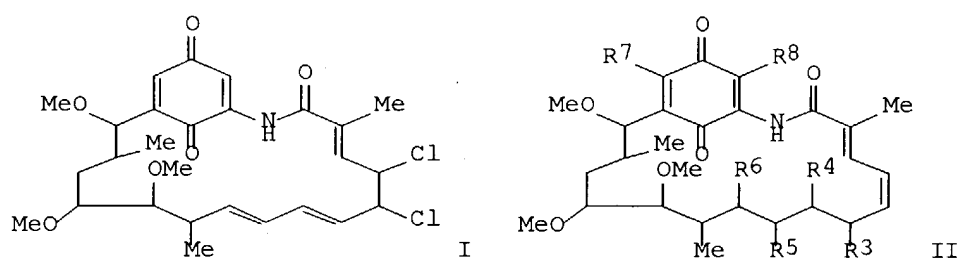
RN 94513-97-0 CAPLUS

CN Geldanamycin, 17-(cyclopropylamino)-17-demethoxy-15-methoxy-11-O-methyl-, (15R)- (9CI) (CA INDEX NAME)



L4 ANSWER 7 OF 12 CAPLUS COPYRIGHT 2004 ACS on STN
 AN 1992:463002 CAPLUS Full-text
 DN 117:63002
 TI vascularization inhibitors containing herbimycin derivatives
 IN Sano, Hiroshi; Tamaoki, Tatsuya; Omura, Satoshi
 PA Kyowa Hakko Kogyo K. K., Japan
 SO Jpn. Kokai Tokkyo Koho, 5 pp.
 CODEN: JKXXAF
 DT Patent
 LA Japanese
 FAN.CNT 1

	PATENT NO.	KIND	DATE	APPLICATION NO.	DATE
PI	JP 04046120	A2	19920217	JP 1990-152099	19900611
PRAI	JP 1990-152099		19900611		
OS	MARPAT 117:63002				
GI					



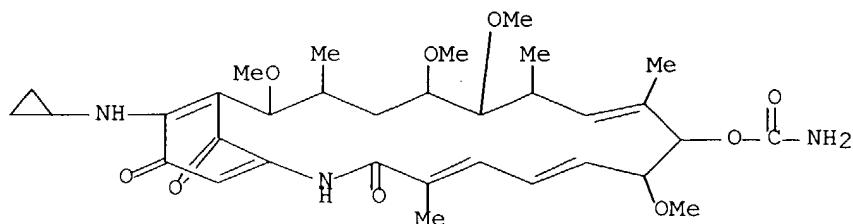
AB Vascularization inhibitors contain herbimycin derivs. I or II (R3 = OMe, Cl; R4 = OCONH2 and R5R6 = O, single bond or R4R5 = OCO2 and R6 = Br; R7 = H, cyclopropylamino; R8 = H, Br) as active ingredients. The vascularization inhibitors are useful as prophylactic or therapeutic agents for rheumatoid arthritis, diabetic retinopathy, immature infant retinopathy, senile macular degeneration, hypertrophic scar formation in wound healing, etc. I (R1R2 = single bond, R3 = OMe, R4 = OCONH2, R5R6 = O, R7 = R8 = H) (III) at 1 mg/egg completely inhibited vascularization in chorioallantoic membrane of egg. LD50 value of I or II in male mice was >200 mg/kg i.p. A solution of 200 g III in 20 L EtOH was pressure-filtered and put into vials then lyophilized to give freeze-dried composition for injection (50 mg/vial).

IT **94513-97-0**

RL: BIOL (Biological study)
 (vascularization inhibitors containing)

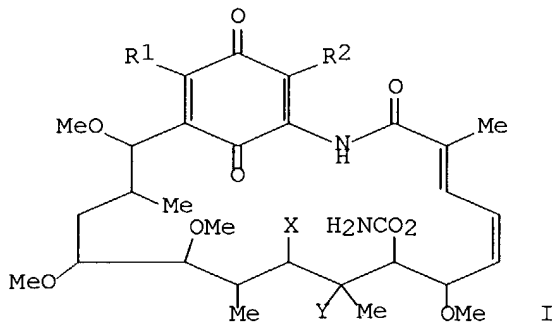
RN 94513-97-0 CAPLUS

CN Geldanamycin, 17-(cyclopropylamino)-17-demethoxy-15-methoxy-11-O-methyl-, (15R)- (9CI) (CA INDEX NAME)



L4 ANSWER 9 OF 12 CAPLUS COPYRIGHT 2004 ACS on STN
 AN 1989:231340 CAPLUS Full-text
 DN 110:231340
 TI Neoplasm inhibitors containing herbimycin A derivatives
 IN Omura, Satoshi; Sano, Hiroshi
 PA Kyowa Hakko Kogyo Co., Ltd., Japan
 SO Jpn. Kokai Tokkyo Koho, 4 pp.
 CODEN: JKXXAF
 DT Patent
 LA Japanese
 FAN.CNT 1

	PATENT NO.	KIND	DATE	APPLICATION NO.	DATE
PI	JP 63218620	A2	19880912	JP 1987-53478	19870309
PRAI	JP 1987-53478		19870309		
OS	MARPAT 110:231340				
GI					



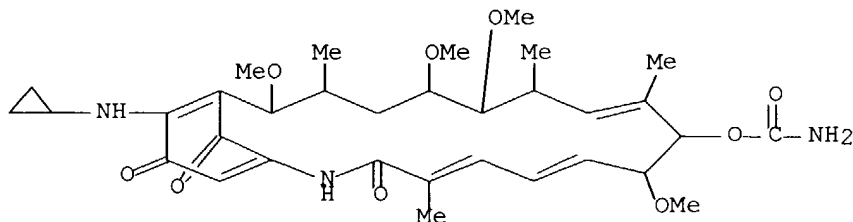
AB I (R1, R2 = H, Me2N, 4-methylpiperazin-1-yl, cyclopropylamino, H2C:CHCH2NH; XY = bond or O), which transform cancer cells to normal cells, are prepared from herbimycin A (II). A solution of II and H2C:CHCH2NH2 in C6H6 was kept at room temperature for 24 h to give 32.3% I (R1 = H; R2 = H2C:CHCH2NH; XY = bond), which showed an IC50 of 0.17 µg/mL for rat kidney cells infected with Rous sarcoma virus Prague strain ts25 at 33°, vs. 0.45 µg/mL for II itself..

IT 94513-97-0

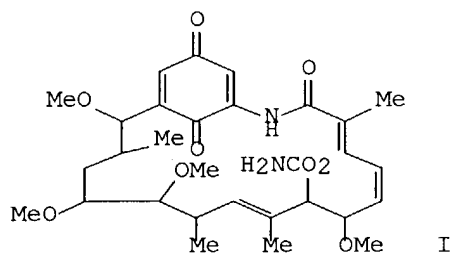
RL: RCT (Reactant); RACT (Reactant or reagent)
 (neoplasm inhibitor)

RN 94513-97-0 CAPLUS

CN Geldanamycin, 17-(cyclopropylamino)-17-demethoxy-15-methoxy-11-O-methyl-, (15R)- (9CI) (CA INDEX NAME)



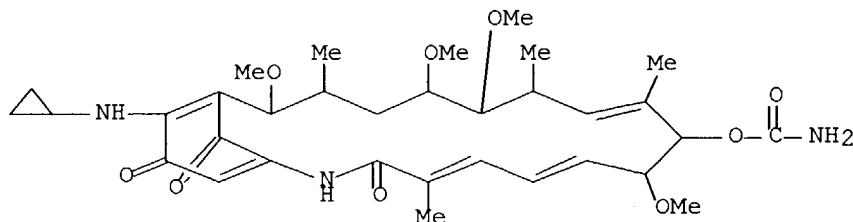
L4 ANSWER 10 OF 12 CAPLUS COPYRIGHT 2004 ACS on STN
 AN 1988:485728 CAPLUS Full-text
 DN 109:85728
 TI Effect of herbimycin derivatives on src oncogene function in relation to antitumor activity
 AU Uehara, Yoshimasa; Murakami, Yuko; Suzukake-Tsuchiya, Kayoko; Moriya, Yukari; Sano, Hiroshi; Shibata, Kiyoshi; Omura, Satoshi
 CS Dep. Antibiot., Natl. Inst. Health, Tokyo, 141, Japan
 SO Journal of Antibiotics (1988), 41(6), 831-4
 CODEN: JANTAJ; ISSN: 0021-8820
 DT Journal
 LA English
 GI



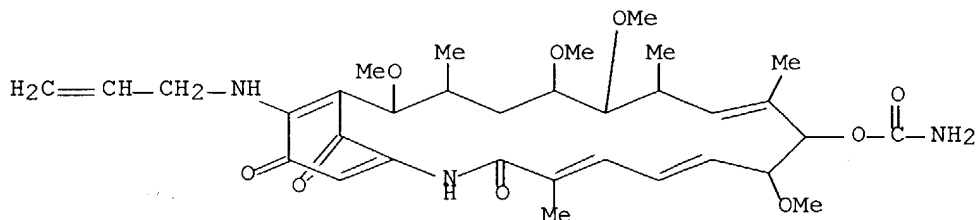
AB The structure-activity relations among herbimycins (herbimycin A (I), herbimycin B, and 19 derivs. of herbimycin A) were investigated with respect to the following activities: (1) reversing transformed cell morphol. to the normal one in ts/NRK cells at a permissive temperature (33°) and (2) inhibiting cell growth and macromol. syntheses under the same conditions. Furthermore, whether the transformation reversing activity of herbimycins was due to inhibition of src oncogene functions was also investigated. The results are discussed in comparison to their effects on Ehrlich ascites carcinoma in mice.

IT **94513-97-0**, 17-Cyclopropylaminoherbimycin A
 RL: BIOL (Biological study)
 (antitumor activity and src oncogene function response to, structure in relation to)

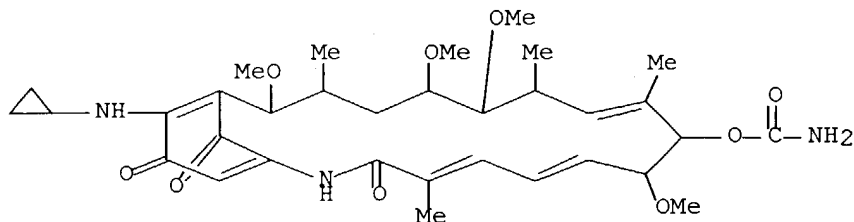
RN 94513-97-0 CAPLUS
 CN Geldanamycin, 17-(cyclopropylamino)-17-demethoxy-15-methoxy-11-O-methyl-, (15R)- (9CI) (CA INDEX NAME)



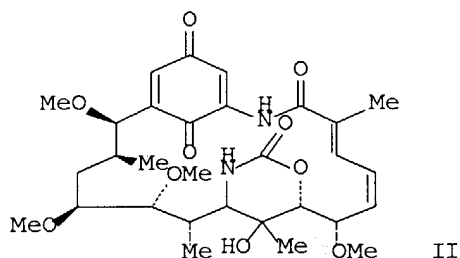
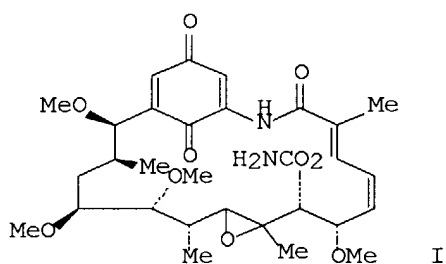
L4 ANSWER 11 OF 12 CAPLUS COPYRIGHT 2004 ACS on STN
 AN 1987:188568 CAPLUS Full-text
 DN 106:188568
 TI Chemical modification and bioactivity of herbimycin A. II. The 17- or 19-substituted derivatives of herbimycin A
 AU Shibata, Kiyoshi; Satsumabayashi, Sadayoshi
 CS Nippon Dent. Univ., Tokyo, 102, Japan
 SO Nippon Shika Daigaku Kiyo, Ippan Kyoiku-kei (1985), 14, 111-18
 CODEN: NSDKDD; ISSN: 0385-1605
 DT Journal
 LA Japanese
 AB Five derivs. of herbimycin A [70563-58-5], with alkylamine substitution at C-17 and C-19, were prepared, and their antitumor activities against Ehrlich tumors were compared with those of herbimycin A.
 IT **94513-95-8P**, 17-Allylaminoherbimycin A **94513-97-0P**, 17-Cyclopropylaminoherbimycin A
 RL: BAC (Biological activity or effector, except adverse); BSU (Biological study, unclassified); SPN (Synthetic preparation); THU (Therapeutic use); BIOL (Biological study); PREP (Preparation); USES (Uses) (preparation and neoplasm-inhibiting activity of)
 RN 94513-95-8 CAPLUS
 CN Geldanamycin, 17-demethoxy-15-methoxy-11-O-methyl-17-(2-propenylamino)-, (15R)- (9CI) (CA INDEX NAME)



RN 94513-97-0 CAPLUS
 CN Geldanamycin, 17-(cyclopropylamino)-17-demethoxy-15-methoxy-11-O-methyl-, (15R)- (9CI) (CA INDEX NAME)



L4 ANSWER 12 OF 12 CAPLUS COPYRIGHT 2004 ACS on STN
 AN 1985:55745 CAPLUS Full-text
 DN 102:55745
 TI Chemical modification and antitumor activity of herbimycin A.
 8,9-Epoxyde, 7,9-cyclic carbamate and 17 or 19-amino derivatives
 AU Omura, Satoshi; Miyano, Katsuji; Nakagawa, Akira; Sano, Hiroshi;
 Komiyama,
 Kanki; Umezawa, Iwao; Shibata, Kiyoshi; Satsumabayashi, Sadayoshi
 CS Sch. Pharm. Sci., Kitasato Univ., Tokyo, 108, Japan
 SO Journal of Antibiotics (1984), 37(10), 1264-7
 CODEN: JANTAJ; ISSN: 0021-8820
 DT Journal
 LA English
 GI



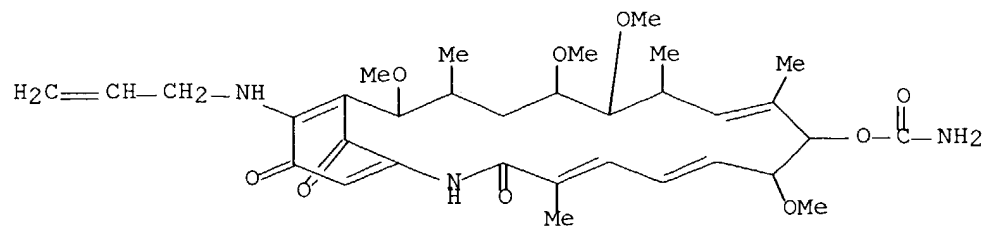
AB The synthesis and antitumor activities of 8,9-epoxyherbimycin A (I) [94513-90-3], herbimycin A-7,9-cyclic carbamate (II) [94513-91-4], and the 17- or 19-amino substituted derivs. of herbimycin A (III), II, and III are described. When tested against Ehrlich carcinoma cells in mice, III did not possess strong antitumor activity but I, II, and some of the amino derivs. prolonged the life span of tumor-bearing mice. 19-Methylpiperazino-8,9-epoxyherbimycin A [94513-93-6] also had antitumor activity against other exptl. tumors, indicating that the introduction of a methylpiperazino group onto the 19 position of the benzoquinone nucleus results in high antitumor activity.

IT **94513-95-8P 94513-97-0P**

RL: BAC (Biological activity or effector, except adverse); BSU (Biological study, unclassified); SPN (Synthetic preparation); THU (Therapeutic use); BIOL (Biological study); PREP (Preparation); USES (Uses) (preparation and neoplasm-inhibiting activity of)

RN 94513-95-8 CAPLUS

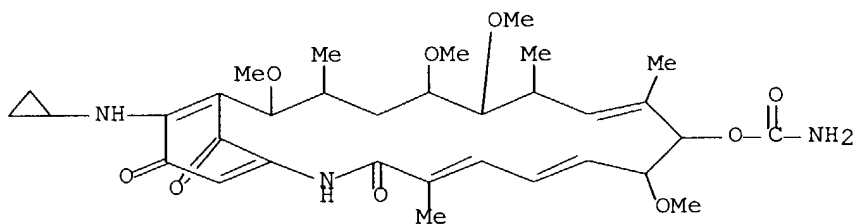
CN Geldanamycin, 17-demethoxy-15-methoxy-11-O-methyl-17-(2-propenylamino)-, (15R)- (9CI) (CA INDEX NAME)



RN 94513-97-0 CAPLUS

CN Geldanamycin, 17-(cyclopropylamino)-17-demethoxy-15-methoxy-11-O-methyl-

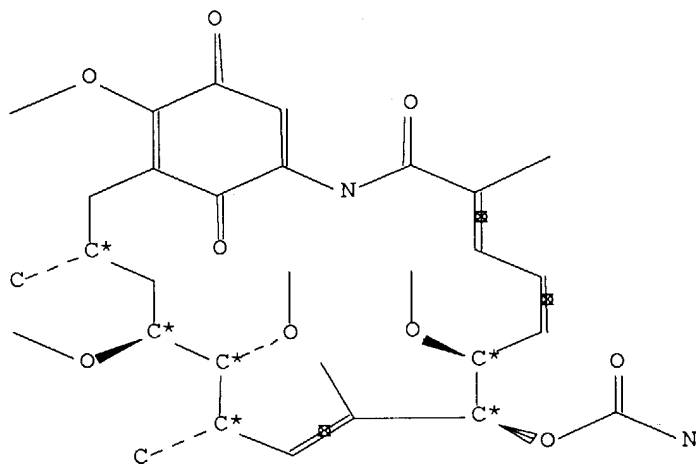
(15R)- (9CI) (CA INDEX NAME)



Beilstein Records (BRN): 8300520
 Chemical Name (CN): geldanamycin
 Autonom Name (AUN): carbamic acid 8,13,14,19-tetramethoxy-
 4,10,12,16-tetramethyl-3,20,22-trioxo-2-
 aza-bicyclo<16.3.1>docosa-

1(21),4,6,10,18-

pentaen-9-yl ester
 Molec. Formula (MF): C30 H42 N2 O9
 Molecular Weight (MW): 574.67
 Lawson Number (LN): 26251, 1762, 289
 File Segment (FS): Stereo compound
 Compound Type (CTYPE): heterocyclic
 Constitution ID (CONSID): 7045706
 Tautomer ID (TAUTID): 7823670
 Entry Date (DED): 2000/03/03
 Update Date (DUPD): 2000/03/03



Field Availability:

Code	Name	Occurrence
BRN	Beilstein Records	1
CN	Chemical Name	1
AUN	Autonomname	1
MF	Molecular Formula	1
FW	Formular Weight	1
LN	Lawson Number	3
FS	File Segment	1
CTYPE	Compound Type	1
CONSID	Constitution ID	1
TAUTID	Tautomer ID	1
ED	Entry Date	1
UPD	Update Date	1
PHARM	Pharmacological Data	1

L9 ANSWER 1 OF 3 MARPAT COPYRIGHT 2004 ACS on STN
 AN 139:164658 MARPAT Full-text
 TI Preparation of ansamycins having improved pharmacological and biological properties
 IN Zhang, Lin; Le Brazidec, Jean-Yves; Boehm, Marcus F.; McHugh, Sean Konrad;
 Fan, Junhua; Fritz, Lawrence C.; Burrows, Francis J.
 PA Conforma Therapeutics Corporation, USA
 SO PCT Int. Appl., 207 pp.
 CODEN: PIXXD2
 DT Patent
 LA English
 FAN.CNT 2

	PATENT NO.	KIND	DATE	APPLICATION NO.	DATE
PI	WO 2003066005	A2	20030814	WO 2003-US4283	20030210
	WO 2003066005	A3	20040610		
	W:	AE, AG, AL, AM, AT, AU, AZ, BA, BB, BG, BR, BY, BZ, CA, CH, CN, CO, CR, CU, CZ, DE, DK, DM, DZ, EC, EE, ES, FI, GB, GD, GE, GH, GM, HR, HU, ID, IL, IN, IS, JP, KE, KG, KP, KR, KZ, LC, LK, LR, LS, LT, LU, LV, MA, MD, MG, MK, MN, MW, MX, MZ, NO, NZ, OM, PH, PL, PT, RO, RU, SC, SD, SE, SG, SK, SL, TJ, TM, TN, TR, TT, TZ, UA, UG, US, UZ, VC, VN, YU, ZA, ZM, ZW, AM, AZ, BY, KG, KZ, MD, RU, TJ, TM			
	RW:	GH, GM, KE, LS, MW, MZ, SD, SL, SZ, TZ, UG, ZM, ZW, AT, BE, BG, CH, CY, CZ, DE, DK, EE, ES, FI, FR, GB, GR, HU, IE, IT, LU, MC, NL, PT, SE, SI, SK, TR, BF, BJ, CF, CG, CI, CM, GA, GN, GQ, GW, ML, MR, NE, SN, TD, TG			
	WO 2003050295	A2	20030619	WO 2002-US39993	20021212
	W:	AE, AG, AL, AM, AT, AU, AZ, BA, BB, BG, BR, BY, BZ, CA, CH, CN, CO, CR, CU, CZ, DE, DK, DM, DZ, EC, EE, ES, FI, GB, GD, GE, GH, GM, HR, HU, ID, IL, IN, IS, JP, KE, KG, KP, KR, KZ, LC, LK, LR, LS, LT, LU, LV, MA, MD, MG, MK, MN, MW, MX, MZ, NO, NZ, OM, PH, PL, PT, RO, RU, SD, SE, SG, SK, SL, TJ, TM, TN, TR, TT, TZ, UA, UG, US, UZ, VC, VN, YU, ZA, ZM, ZW, AM, AZ, BY, KG, KZ, MD, RU, TJ, TM			
	RW:	GH, GM, KE, LS, MW, MZ, SD, SL, SZ, TZ, UG, ZM, ZW, AT, BE, BG, CH, CY, CZ, DE, DK, EE, ES, FI, FR, GB, GR, IE, IT, LU, MC, NL, PT, SE, SI, SK, TR, BF, BJ, CF, CG, CI, CM, GA, GN, GQ, GW, ML, MR, NE, SN, TD, TG			
PRAI	US 2002-355275P		20020208		
	US 2002-367055P		20020322		
	WO 2002-US39993		20021212		
	US 2001-340762P		20011212		

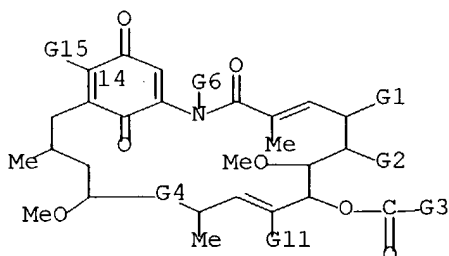
GI

* STRUCTURE DIAGRAM TOO LARGE FOR DISPLAY - AVAILABLE VIA OFFLINE PRINT *

AB Ansamycins of formula I [R1R2 = H2, bond; R3 = H, alkyl; R4, R5 = H, OH, alkoxy, acetoxy, aryloxy, acyloxy, etc.; R4R5 = O, NOH, alkoxyimine, etc.; R6 = H, alkyl, aryl, acyl; Y1, Y2 = H, OH, alkoxy, acetoxy, acyloxy, alkylsulfonyl, alkylamino, etc.; Y1R4 = heterocyclic or carbocyclic ring] and methods of preparing and using the same are

described. At least some of these ansamycins exhibit one or more of improved aqueous formulation ability, chemical stability, and bioavailability. Some of the derivs. described are dimers. These and others described can include one or more solubilizing groups that have expected merit in rendering the overall compds. useful as drugs and prodrugs. Thus, II was prepared from geldanamycin and 3,3'-diaminodipropylamine in 93% yield. II suppressed tumor growth of BT474 and SKOV-3 tumor models.

MSTR 1



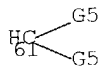
G3 = NH₂
 G4 = 45



G5 = 50



G11 = 61



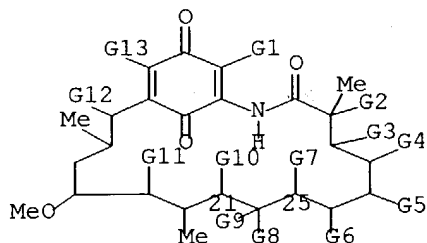
G15 = OH
 G17 = alkyl<(1-30)>
 MPL: claim 1
 NTE: or pharmaceutically acceptable salts
 NTE: also incorporates claim 18
 NTE: additional ring formation also claimed
 NTE: substitution is restricted

L9 ANSWER 2 OF 3 MARPAT COPYRIGHT 2004 ACS on STN
 AN 132:102857 MARPAT Full-text
 TI Inducement of thermotolerance with benzoquinonoid ansamycins
 IN Welch, William J.; Hegde, Ramanujan
 PA The Regents of the University of California, USA
 SO U.S., 12 pp., Cont.-in-part of U. S. Ser. No. 432,842, abandoned.
 CODEN: USXXAM
 DT Patent
 LA English
 FAN.CNT 2

	PATENT NO.	KIND	DATE	APPLICATION NO.	DATE
PI	US 6015659	A	20000118	US 1997-931772	19970916
	CA 2218523	AA	19961107	CA 1996-2218523	19960430
PRAI	US 1995-432842		19950502		

AB Thermotolerant phenotypes are developed in cells, tissues, organs and organisms by the administration of benzoquinonoid ansamycins such as herbimycin A and any of various analogs. The general stress tolerance resulting from this inducement offers benefits in a variety of ways, including rendering surgical patients more able to withstand the rigors of surgery, prolonging the shelf life of organs excised from organ donors, and prolonging the viability of tissue-cultured cells and organs. For example, mice treated with geldanamycin (50-200 mg/kg, i.p.) showed a dramatic increase in the synthesis of HSP 72 in the kidney, liver, heart, lung, skin and artery, but not in the brain. The synthesis of HSP appeared to be dependent on the dose of geldanamycin used.

MSTR 1



G6 = OMe
 G7 = 47

$49-C(O)-NH_2$

G8 = Me
 G11 = OMe
 G13 = OH
 MPL: claim 1

RE.CNT 19 THERE ARE 19 CITED REFERENCES AVAILABLE FOR THIS RECORD
 ALL CITATIONS AVAILABLE IN THE RE FORMAT

L9 ANSWER 3 OF 3 MARPAT COPYRIGHT 2004 ACS on STN

AN 121:99788 MARPAT Full-text

TI Tumoricidal activity of benzoquinonoid ansamycins against prostate cancer

and primitive neural malignancies

IN Whitesell, Luke; Neckers, Leonard; Trepel, Jane; Myers, Charles

PA The Government of the United States of America, The Secretary of the Department of Health and Human Services, USA

SO PCT Int. Appl., 27 pp.

CODEN: PIXXD2

DT Patent

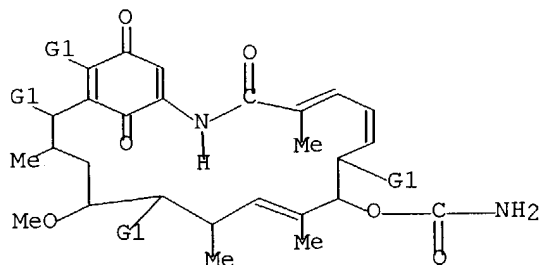
LA English

FAN.CNT 1

	PATENT NO.	KIND	DATE	APPLICATION NO.	DATE
PI	WO 9408578	A2	19940428	WO 1993-US9858	19931014
	WO 9408578	A3	19940623		
	W: AU, CA, JP				
	RW: AT, BE, CH, DE, DK, ES, FR, GB, GR, IE, IT, LU, MC, NL, PT, SE				
	AU 9453606	A1	19940509	AU 1994-53606	19931014
	EP 664702	A1	19950802	EP 1993-923891	19931014
	R: AT, BE, CH, DE, DK, ES, FR, GB, GR, IE, IT, LI, LU, MC, NL, PT, SE				
SE	JP 08502488	T2	19960319	JP 1993-510285	19931014
PRAI	US 1992-961250		19921014		
	WO 1993-US9858		19931014		

AB Ansamycin benzoquinones are effective for the treatment of tumors selected from the group comprising primitive neuroectodermal tumors, prostate cancer, melanoma, and metastatic Ewing's sarcoma. Herbimycin A and geldanamycin inhibited cell proliferation and survival against the primitive neuroectodermal cell line CHP-1000 and mouse fibroblast cell line NIH 3T3 in a dose-dependent fashion.

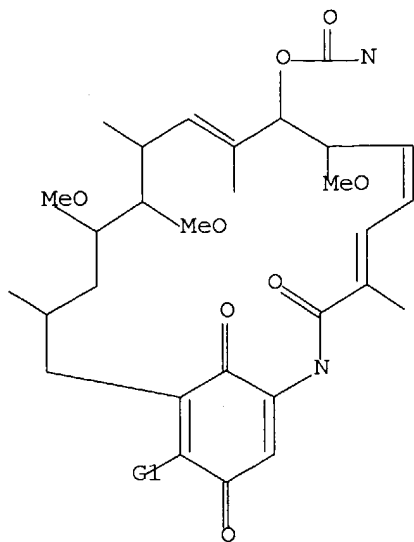
MSTR 1



G1 = loweralkoxy

MPL: claim 8

=> d l1; d his; log y
 L1 HAS NO ANSWERS
 L1 STR



G1 O,N

Structure attributes must be viewed using STN Express query preparation.

(FILE 'REGISTRY' ENTERED AT 17:49:42 ON 20 AUG 2004)

DEL HIS Y
 L1 STRUCTURE UPLOADED
 L2 0 S L1
 L3 5 S L1 FUL

FILE 'CAPLUS' ENTERED AT 17:50:57 ON 20 AUG 2004

L4 12 S L3

FILE 'BEILSTEIN' ENTERED AT 17:51:26 ON 20 AUG 2004

L5 1 S L1 FUL
 L6 1 S L5 NOT L4

FILE 'MARPAT' ENTERED AT 17:52:01 ON 20 AUG 2004

L7 0 S L1
 L8 5 S L1 FUL
 L9 3 S L8 NOT L4

COST IN U.S. DOLLARS	SINCE FILE ENTRY	TOTAL SESSION
FULL ESTIMATED COST	123.19	346.17
DISCOUNT AMOUNTS (FOR QUALIFYING ACCOUNTS)	SINCE FILE ENTRY	TOTAL SESSION
CA SUBSCRIBER PRICE	-1.98	-10.38

STN INTERNATIONAL LOGOFF AT 17:52:58 ON 20 AUG 2004